


The Ultimate Clarinet For Beginners: A Comprehensive Guide to Choosing and Mastering the Perfect Instrument

The clarinet is a beautiful and versatile woodwind instrument that is perfect for beginners. It is relatively easy to learn to play, and it can be used in a wide variety of musical genres. If you are interested in learning to play the clarinet, this article will provide you with everything you need to know to get started.



The Ultimate Clarinet Book for Beginners: How to Play the Clarinet with Precision, Passion and Pulse

by Maggie Gray

★★★★☆ 4.4 out of 5

Language : English
File size : 7201 KB
Text-to-Speech : Enabled
Enhanced typesetting : Enabled
Word Wise : Enabled
Print length : 240 pages
Lending : Enabled
Screen Reader : Supported



Choosing a Clarinet

The first step in learning to play the clarinet is choosing the right instrument. There are many different types of clarinets available, so it is important to take some time to research and find the one that is right for you.

Here are some of the things you should consider when choosing a clarinet:

- **Size:** Clarinets come in a variety of sizes, from small to large. The size of the clarinet you choose will depend on your height and hand size.
- **Key:** Clarinets come in a variety of keys, from Bb to A. The key of the clarinet you choose will depend on the type of music you want to play.
- **Material:** Clarinets can be made from a variety of materials, including wood, plastic, and metal. The material of the clarinet you choose will affect the sound and feel of the instrument.
- **Price:** Clarinets can range in price from a few hundred dollars to several thousand dollars. The price of the clarinet you choose will depend on your budget.

Once you have considered all of these factors, you can start to narrow down your choices. If you are not sure which clarinet is right for you, it is a good idea to consult with a music teacher or band director.

Learning to Play the Clarinet

Once you have chosen a clarinet, you can start to learn to play. There are many different resources available to help you learn, including books, online lessons, and private lessons. If you are serious about learning to play the clarinet, it is a good idea to find a qualified teacher who can help you develop good technique and learn how to read music.

Here are some of the basic techniques that you will need to learn to play the clarinet:

- **Embouchure:** The embouchure is the way you hold your mouth on the mouthpiece of the clarinet. It is important to develop a good embouchure in order to produce a clear and consistent sound.
- **Tonguing:** Tonguing is the technique of using your tongue to start and stop the flow of air through the clarinet. This is a fundamental technique that is used in all woodwind instruments.
- **Fingering:** The fingering of the clarinet is relatively simple. Once you have learned the basic fingerings, you can start to learn how to play different notes and melodies.
- **Scales:** Scales are a series of notes played in a specific order. They are an essential part of clarinet playing, and they can help you improve your dexterity and intonation.

Once you have mastered the basics, you can start to learn how to play more complex pieces of music. There are many different types of music that you can play on the clarinet, including classical, jazz, and folk music.


Mastering the Clarinet

Mastering the clarinet takes time and practice. However, with dedication and hard work, you can achieve your musical goals. Here are some tips for mastering the clarinet:

- **Practice regularly:** The more you practice, the better you will become at playing the clarinet. Try to practice for at least 30 minutes each day.
- **Set realistic goals:** Don't try to learn too much too quickly. Set realistic goals for yourself and work towards them one step at a time.

- **Find a mentor:** A good mentor can help you stay motivated and provide you with valuable advice.
- **Be patient:** Learning to play the clarinet takes time. Don't get discouraged if you don't see results immediately. Just keep practicing and you will eventually reach your goals.

The clarinet is a beautiful and versatile instrument that is perfect for beginners. With the right clarinet and a little practice, you can achieve your musical goals and enjoy playing this wonderful instrument for years to come.



The Ultimate Clarinet Book for Beginners: How to Play the Clarinet with Precision, Passion and Pulse

by Maggie Gray

★★★★☆ 4.4 out of 5


Language : English
File size : 7201 KB
Text-to-Speech : Enabled
Enhanced typesetting : Enabled
Word Wise : Enabled
Print length : 240 pages
Lending : Enabled
Screen Reader : Supported





Unscientific America: 11. Harris and Chomsky

In this chapter of "Unscientific America," Chris Mooney and Sheril Kirshenbaum explore the relationship between science and politics, focusing on...



The Ultimate Flight Attendant Essential Guide: A Comprehensive Handbook for Aspiring and Current Flight Attendants

If you're passionate about travel, meeting new people, and providing exceptional customer service, then a career as a flight attendant may be the perfect fit for you. Flight...