


# The Secrets to Nylon String Guitar Mastery



## Nylon String Quick Start Guide: The 3 Secrets to Nylon String Guitar Mastery by Scot Taber

★★★★☆ 4.1 out of 5

Language : English

File size : 5876 KB

Print length : 95 pages

Lending : Enabled

Screen Reader : Supported



The nylon string guitar, with its distinctive warm and resonant sound, is a versatile instrument that has captivated musicians and audiences alike for centuries. Whether you are a classical guitarist seeking to perform the works of Bach and Tárrega, a flamenco guitarist exploring the rhythmic intricacies of bulerías and soleares, or a fingerstyle guitarist delving into the intricate melodies of Celtic and American folk music, mastering the nylon string guitar is an enriching and rewarding pursuit.

In this comprehensive guide, we will unveil the secrets to nylon string guitar mastery, exploring the essential techniques, repertoire, and performance practices that will guide you on your journey to becoming a proficient and expressive player.

## Chapter 1: Technique

### 1.1. Right-Hand Technique

The right hand is responsible for plucking the strings and producing the sound on the nylon string guitar. The most common right-hand technique is called "fingerstyle," where the thumb, index, middle, and ring fingers are used to pluck the strings independently. Each finger has its own unique role in creating different sounds and articulations.

The thumb typically plays the bass notes, while the index, middle, and ring fingers play the melody and harmony notes. The指甲 are essential for producing a clear and articulate sound, and they should be kept short and well-trimmed.

## **1.2. Left-Hand Technique**

The left hand is responsible for fretting the strings and creating the different pitches. The most common left-hand technique is called "classical guitar technique," where the fingers are placed directly behind the frets and the thumb is used to support the neck. This technique allows for precise intonation and clear articulation of the notes.

The left hand also plays a crucial role in vibrato, a technique that involves slightly bending the string to create a shimmering effect. Vibrato is an expressive technique that can add depth and emotion to your playing.

## **1.3. Scales and Arpeggios**

Scales and arpeggios are essential exercises for developing finger dexterity and improving your overall guitar technique. Scales are a series of notes played in ascending or descending order, while arpeggios are broken chords played one note at a time.

Practicing scales and arpeggios will help you improve your fingering accuracy, speed, and coordination. They are also a great way to warm up your hands before playing more complex pieces.

## **1.4. Etudes**

Etudes are short, technical studies designed to develop specific guitar skills. They can focus on a particular technique, such as fingerpicking or vibrato, or they can be more general in nature, covering a range of techniques.

Etudes are an excellent way to refine your technique and prepare for playing more challenging pieces. They can also be a fun and rewarding way to improve your overall playing skills.

## **Chapter 2: Repertoire**

The nylon string guitar has a vast and diverse repertoire, ranging from classical works to flamenco pieces to fingerstyle arrangements of folk and popular songs. Here are a few of the most important genres and composers to explore:

### **2.1. Classical Guitar**

The classical guitar repertoire is vast and includes works from the Renaissance to the present day. Some of the most famous classical guitar composers include:

- Johann Sebastian Bach - Fernando Sor - Francisco Tárrega - Andrés Segovia

Classical guitar pieces often feature intricate fingerpicking patterns, beautiful melodies, and complex harmonies. They can be challenging to play, but they are also incredibly rewarding.

## **2.2. Flamenco Guitar**

Flamenco guitar is a passionate and rhythmic style of music that originated in the Andalusian region of Spain. Flamenco guitar pieces are often characterized by their use of rasgueado (strumming patterns), falsetas (improvised melodic passages), and percussive techniques.

Some of the most famous flamenco guitarists include:

- Paco de Lucía - Vicente Amigo - Tomatito

Flamenco guitar is a challenging but rewarding style to master. It requires a deep understanding of the rhythms and techniques of flamenco music.

## **2.3. Fingerstyle Guitar**

Fingerstyle guitar is a broad genre of guitar playing that encompasses a wide range of styles, from Celtic and American folk music to jazz and blues. Fingerstyle guitar pieces are often characterized by their use of intricate fingerpicking patterns and complex arrangements.

Some of the most famous fingerstyle guitarists include:

- Tommy Emmanuel - Chet Atkins - Michael Hedges

Fingerstyle guitar is a versatile and expressive style that can be used to play a wide variety of music. It is a great choice for guitarists who want to

develop their own unique sound and style.

## **Chapter 3: Performance**

Once you have mastered the techniques and repertoire of the nylon string guitar, it is time to take your skills to the stage. Here are a few tips for giving a successful nylon string guitar performance:

### **3.1. Stage Presence**

Your stage presence is just as important as your playing. Stand up straight, make eye contact with the audience, and project your personality. Let your passion for the music shine through.

### **3.2. Communication**

Communicate with your audience through your playing. Use dynamics, phrasing, and body language to express the emotions of the music. Tell a story with your playing.

### **3.3. Technical Proficiency**

Of course, you also need to be technically proficient on the guitar. Make sure you have practiced your pieces thoroughly and that you are comfortable playing them in front of an audience.

### **3.4. Repertoire Selection**


Choose your repertoire carefully. Make sure you have a good mix of pieces that showcase your skills and that will appeal to your audience.

### **3.5. Practice**

The best way to prepare for a successful performance is to practice. Practice your pieces regularly and make sure you are comfortable playing them in front of an audience.

Mastering the nylon string guitar is a lifelong journey. But with dedication and hard work, you can achieve your goals and become a proficient and expressive player.

Embrace the challenge, explore the vast repertoire, and let your passion for the music guide you. The secrets to nylon string guitar mastery are waiting to be unlocked. Take the first step today and embark on your musical journey.



## Nylon String Quick Start Guide: The 3 Secrets to Nylon String Guitar Mastery by Scot Taber

★★★★☆ 4.1 out of 5

Language : English

File size : 5876 KB

Print length : 95 pages


Lending : Enabled

Screen Reader : Supported

FREE


DOWNLOAD E-BOOK





## Unscientific America: 11. Harris and Chomsky

In this chapter of "Unscientific America," Chris Mooney and Sheril Kirshenbaum explore the relationship between science and politics, focusing on...



## The Ultimate Flight Attendant Essential Guide: A Comprehensive Handbook for Aspiring and Current Flight Attendants

If you're passionate about travel, meeting new people, and providing exceptional customer service, then a career as a flight attendant may be the perfect fit for you. Flight...