


# Revise Curriculum For Excellence Sqa Exams: A Comprehensive Guide to Success

The Scottish Qualifications Authority (SQA) exams are a crucial milestone in the education of young people in Scotland. These exams are used to assess students' knowledge and skills in a variety of subjects, and they play a major role in determining their future educational and career opportunities.

The Curriculum for Excellence (CfE) is the current curriculum framework for schools in Scotland. It was introduced in 2010 and it is designed to develop the skills and attributes that young people need to succeed in the 21st century. The CfE is based on four key principles: challenge and enjoyment, relevance, depth, and breadth.



## Higher Business Management: Preparation and Support for Teacher Assessment (Leckie Complete Revision & Practice): Revise Curriculum for Excellence SQA Exams

by Leckie

★ ★ ★ ★ ☆ 4.7 out of 5

Language : English

File size : 14716 KB

Print length : 224 pages

Screen Reader : Supported



The SQA exams are aligned with the CfE, and they assess students' learning in a variety of ways. There are three main types of SQA exams:

National 4, National 5, and Higher. National 4 is the foundation level, National 5 is the intermediate level, and Higher is the advanced level.

Revising for SQA exams can be a daunting task, but it is important to remember that with the right preparation, you can achieve success. This article provides a comprehensive guide to revising for SQA exams under the CfE. It covers all aspects of the revision process, from planning and preparation to exam day strategies.

## **Planning and Preparation**

The first step in revising for SQA exams is to plan and prepare. This involves gathering all of the necessary resources, setting a revision schedule, and creating a study space.

### **Gather resources**

The first step in preparing for SQA exams is to gather all of the necessary resources. This includes textbooks, notes, past papers, and practice questions. It is important to have all of these resources on hand so that you can refer to them as needed.

### **Set a revision schedule**

Once you have gathered all of your resources, you need to set a revision schedule. This schedule should be realistic and achievable. It is important to set aside enough time to revise each subject thoroughly, but you also need to make sure that you have enough time to relax and de-stress.

### **Create a study space**

The next step is to create a study space. This space should be quiet, comfortable, and well-lit. It is important to have a dedicated study space where you can focus on your revision without distractions.

## **Revision Techniques**

There are a variety of different revision techniques that you can use. Some of the most effective techniques include:

- **Active recall:** This involves actively trying to recall information from memory. You can do this by quizzing yourself, creating flashcards, or teaching the material to someone else.
- **Spaced repetition:** This involves reviewing information at spaced intervals. This helps to move the information from your short-term memory to your long-term memory.
- **Elaboration:** This involves connecting new information to information that you already know. You can do this by making mind maps, creating diagrams, or writing summaries.

It is important to experiment with different revision techniques and find the ones that work best for you. It is also important to mix up your revision techniques to keep yourself engaged.

## **Exam Day Strategies**

On exam day, it is important to be prepared both mentally and physically. Here are some tips for exam day success:


- Get a good night's sleep before the exam.
- Eat a healthy breakfast on the morning of the exam.

- Arrive at the exam hall on time.
- Read the exam paper carefully before you start writing.
- Manage your time wisely.
- Answer the questions in full and to the best of your ability.
- Check your answers before you hand in your paper.

Revising for SQA exams can be a challenging but rewarding experience. By following the tips in this article, you can increase your chances of success. Remember to plan and prepare, use effective revision techniques, and follow exam day strategies. With hard work and dedication, you can achieve your goals.

## Additional Resources

- SQA website
- Curriculum for Excellence website
- BBC Bitesize SQA exam revision



## Higher Business Management: Preparation and Support for Teacher Assessment (Leckie Complete Revision & Practice): Revise Curriculum for Excellence SQA Exams by Leckie

★★★★☆ 4.7 out of 5

Language : English


File size : 14716 KB

Print length : 224 pages

Screen Reader : Supported


FREE

DOWNLOAD E-BOOK



## Unscientific America: 11. Harris and Chomsky

In this chapter of "Unscientific America," Chris Mooney and Sheril Kirshenbaum explore the relationship between science and politics, focusing on...



## The Ultimate Flight Attendant Essential Guide: A Comprehensive Handbook for Aspiring and Current Flight Attendants

If you're passionate about travel, meeting new people, and providing exceptional customer service, then a career as a flight attendant may be the perfect fit for you. Flight...