

Modern String Banjo Method Grade: A Complete Guide for Aspiring Banjoists




The banjo, with its distinctive twangy sound and captivating rhythmic patterns, has captured the hearts of musicians and listeners alike. If you're eager to delve into the world of banjo playing, understanding the Modern String Banjo Method Grade system is crucial. This comprehensive guide will provide you with a thorough overview of the grading system, enabling you to embark on a structured learning path that caters to your skill level.

The Modern String Banjo Method Grade System

The Modern String Banjo Method Grade system is a widely recognized framework that divides banjo playing into progressive levels of proficiency.

Each grade builds upon the previous one, ensuring a gradual and systematic development of skills.



Modern 5-String Banjo Method Grade 1 by Ian Carroll

★★★★☆ 4.6 out of 5

Language : English

File size : 28134 KB

Screen Reader : Supported

Print length : 114 pages



1. **Beginner Grade:** This grade introduces the fundamentals of banjo playing, including basic chords, simple rolls, and basic strumming patterns.
2. **Intermediate Grade:** As you progress to the intermediate grade, you'll expand your repertoire of chords, master more complex rolls, and explore basic single-string techniques.
3. **Advanced Grade:** The advanced grade challenges you with intricate fingerpicking patterns, advanced rolls, and traditional ornamentation. You'll also delve into different banjo styles and improvisation.

Grade 1: Embarking on Your Banjo Journey

The first grade of the Modern String Banjo Method marks the beginning of your banjo-playing adventure. You'll start by learning the basic open chords (G, C, and D). These chords serve as the foundation for countless songs and provide a solid platform for developing your skills.

Simultaneously, you'll be introduced to the essential strumming patterns that give banjo music its distinctive rhythmic drive. The most common strumming pattern is the "boom-chick" pattern, which alternates between striking all the strings ("boom") and playing a downstroke on the fifth string ("chick").

As you progress through Grade 1, you'll also learn basic rolls, which are rapid-fire picking patterns that add rhythmic complexity to your playing. The forward roll and backward roll are two fundamental rolls that you'll master at this level.

Grade 2: Expanding Your Skills and Repertoire

Grade 2 builds upon the foundation laid in Grade 1. You'll expand your chord vocabulary with new open chords, such as A, E, and F. These chords open up a wider range of songs and allow you to play in different keys.

Your strumming patterns will become more elaborate, incorporating variations in rhythm and timing. You'll also explore syncopated strumming, where you accentuate certain beats to create a more dynamic and engaging performance.

In terms of rolls, Grade 2 introduces more advanced patterns, such as the double thumb roll, which involves using both thumbs to create a driving rhythmic groove. You'll also delve into single-string techniques, such as hammer-ons and pull-offs, which add melodic embellishments to your playing.

Grade 3: Exploring Advanced Techniques

Grade 3 marks a significant step forward in your banjo-playing journey. You'll encounter more complex chord progressions that require quick chord changes. You'll also explore closed chords, which involve fretting all the strings, unlocking new harmonic possibilities.

Your strumming patterns will become more sophisticated, incorporating advanced techniques such as "frailing" and "clawhammer." Frailing involves rapidly alternating between downstrokes and upstrokes, while clawhammer involves using your thumb to strike the fifth string and your index finger to pluck the other strings.

Fingerpicking patterns become more intricate, incorporating syncopations and variations in timing. You'll also learn essential banjo ornamentation techniques, such as slides, double stops, and bends, which add expressiveness and flair to your playing.


Beyond Grading: Continuing Your Musical Growth

While the Modern String Banjo Method Grade system provides a structured framework for your learning, it's important to remember that musical growth is an ongoing journey. Once you've mastered the grades, you can continue to expand your skills by:

- Exploring different banjo styles, such as bluegrass, old-time, and Celtic.
- Learning advanced fingerpicking techniques and complex rolls.
- Studying the works of renowned banjo players and incorporating their techniques into your own playing.
- Collaborating with other musicians and performing live.

The Modern String Banjo Method Grade system is an invaluable tool for aspiring banjo players. It provides a clear and循序渐进的 pathway for developing your skills, from beginner-friendly basics to advanced ornamentation techniques. By embracing the grading system and dedicating yourself to continuous learning, you can unlock the full potential of the banjo and embark on a rewarding musical adventure.

Whether you're a complete novice or an experienced player, the banjo offers endless opportunities for musical exploration and expression. So pick up your banjo, embrace the learning process, and let the twangy melody fill your soul.



Modern 5-String Banjo Method Grade 1 by Ian Carroll

★★★★☆ 4.6 out of 5

Language : English


File size : 28134 KB

Screen Reader : Supported

Print length : 114 pages

FREE

DOWNLOAD E-BOOK



Unscientific America: 11. Harris and Chomsky

In this chapter of "Unscientific America," Chris Mooney and Sheril Kirshenbaum explore the relationship between science and politics, focusing on...



The Ultimate Flight Attendant Essential Guide: A Comprehensive Handbook for Aspiring and Current Flight Attendants

If you're passionate about travel, meeting new people, and providing exceptional customer service, then a career as a flight attendant may be the perfect fit for you. Flight...