


Master Essential Beginner Guitar Chords Progressions And Scales And Discover The Easiest Way To Play Guitar Instantly

Embarking on a musical expedition as a novice guitarist can be both thrilling and daunting. To navigate the fretboard with confidence, it's essential to grasp the fundamental building blocks of guitar playing: chords, progressions, and scales. This comprehensive guide will delve into these crucial elements, providing a solid foundation for your guitar-playing adventure.



Beginner Guitar Chords In Theory And Practice: Master Essential Beginner Guitar Chords, Progressions And Scales And Discover Real Musicianship (Learn The Basic Guitar Chords Book 1) by Sean Laughton

★★★★☆ 4.4 out of 5

Language	: English
File size	: 5742 KB
Text-to-Speech	: Enabled
Enhanced typesetting	: Enabled
Word Wise	: Enabled
Print length	: 171 pages
Lending	: Enabled
Screen Reader	: Supported




Chapter 1: Essential Beginner Guitar Chords

Chords are the harmonious foundation of guitar music, allowing you to create rich and captivating sounds. For beginners, mastering a few basic

chords can unlock a world of musical possibilities.

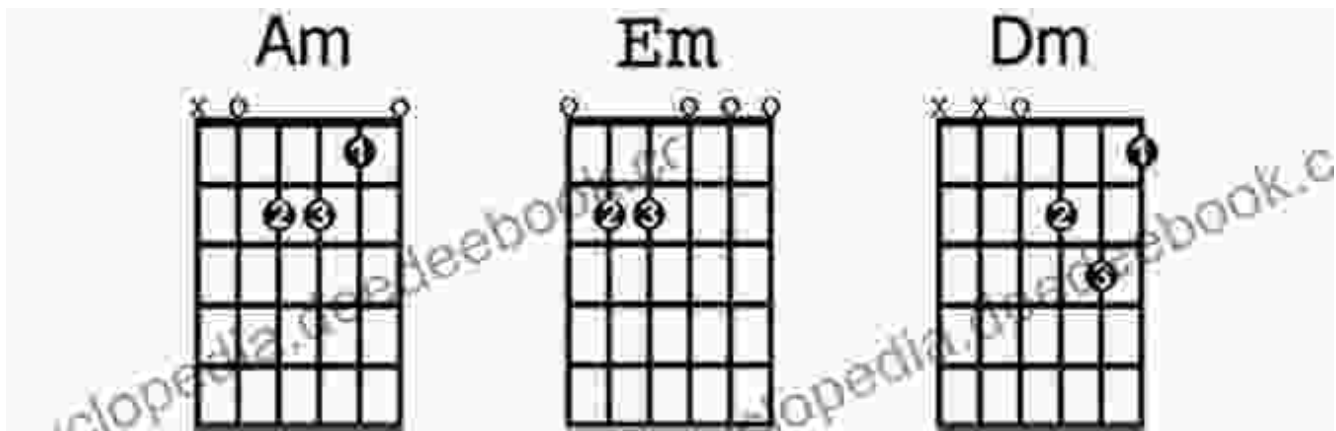
The Open Chords Trio: C, G, and D



- **C Major:** This is the simplest and most commonly used chord. It consists of open strings (E, A, D, and G) with the C added on the B string.

- **G Major:** With open strings (E, A, D, and G) and the G added on the high E string, the G major chord provides a bright and uplifting sound.
- **D Major:** This chord is formed by open strings (D, A, and G) with the D added on the B string.

Essential Minor Chords: Am, Em, and Dm



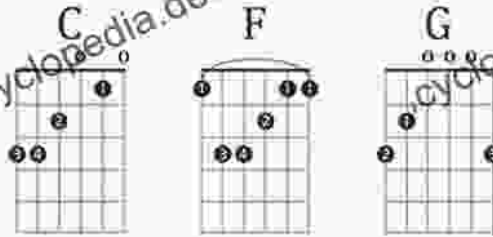
- **A Minor:** This somber-sounding chord is played with open strings (E, A, and D) and the A added on the G string.
- **E Minor:** Create the E minor chord by barring the first fret (E string) and adding the E on the A string.
- **D Minor:** Formed by barring the first fret (D string) and adding the D on the G string, the D minor chord exudes a melancholic vibe.

Chapter 2: Guitar Chord Progressions

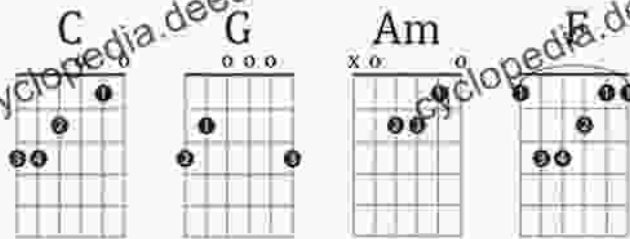
Chord progressions are sequences of chords that create a harmonic framework for songs. They provide structure, movement, and emotional depth to your music.

The I-IV-V Progression

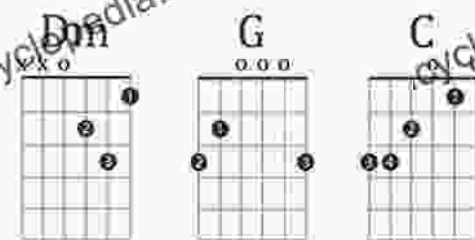
I-IV-V Chord Progression (1-4-5)



I-V-vi-IV Chord Progression (1-5-6-4)




ii-V-I Chord Progression (2-5-1)



This is the most fundamental chord progression in guitar playing. It consists of the I (root), IV (subdominant), and V (dominant) chords. For example, in the key of C, the I-IV-V progression would be C major, F major, and G major.

The I-V-vi-IV Progression



This progression adds a minor chord (vi) to the I-IV-V sequence, creating a more emotional and dynamic sound. For example, in the key of G, the I-V-vi-IV progression would be G major, D major, Em minor, and C major.

Chapter 3: Guitar Scales

Scales are ascending or descending sequences of notes that provide the melodic and harmonic foundation for guitar solos and improvisation. For beginners, understanding a few basic scales is essential.

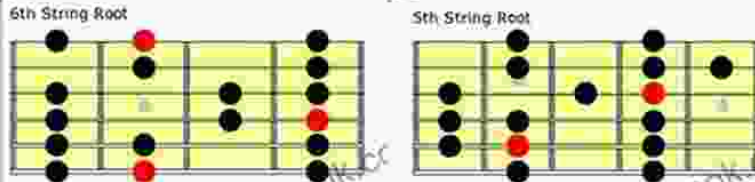
The Major Scale

The Major Scale on Guitar

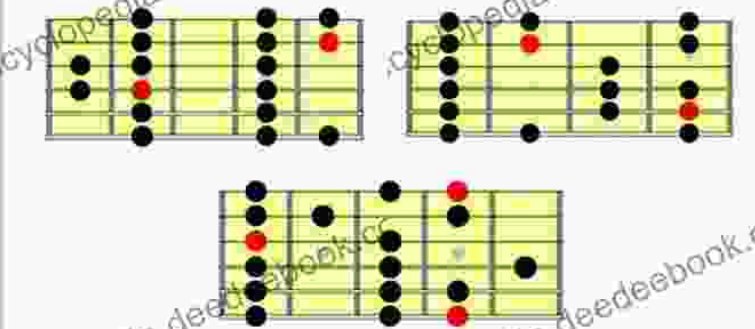
The major scale can be formed from a set of intervals as follows:

Tone - Tone - Semitone - Tone - Tone - Tone - Semitone

The main positions to learn the Major Scale on a guitar are with the root on the 6th string and the root on the 5th string:



Other positions that are useful to learn are as follows:

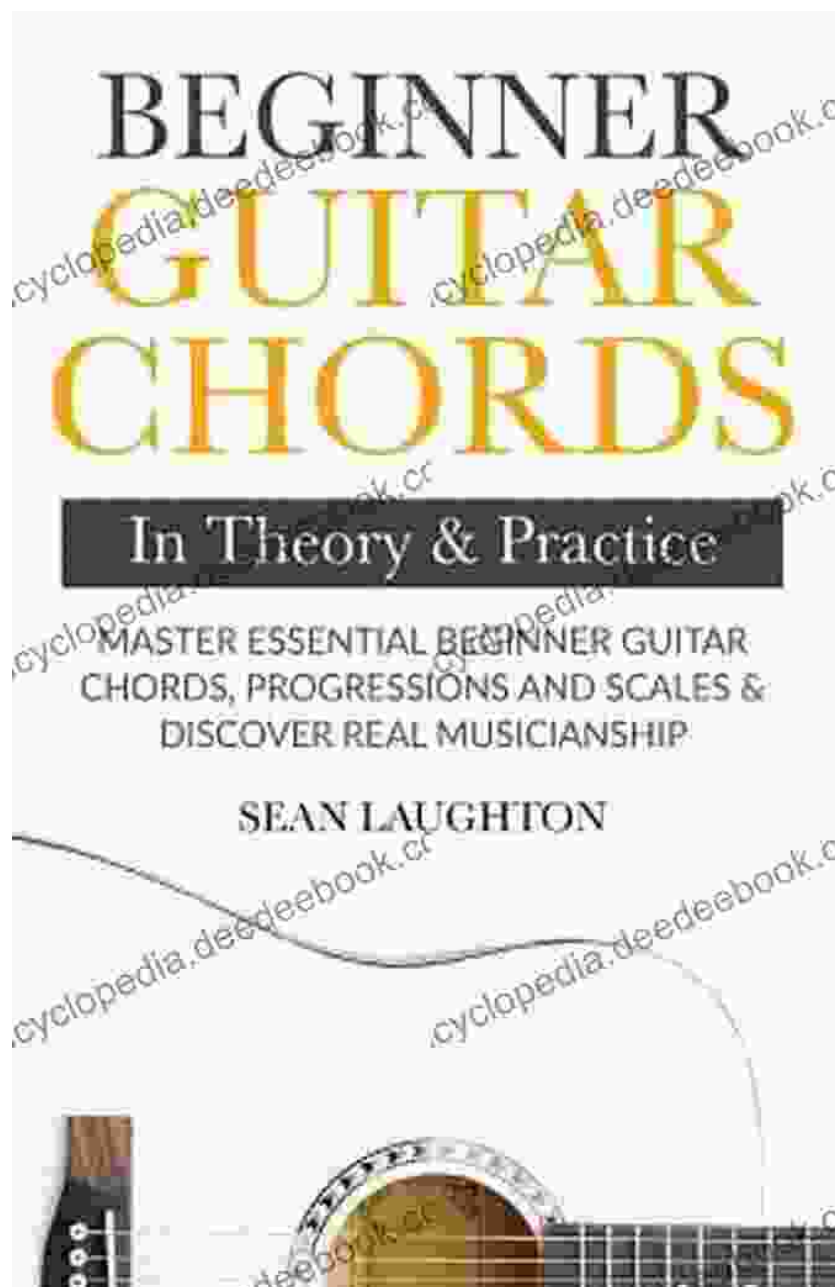


Chords Formed From the Major Scale

Degree of Major Scale	Chord	7th Chord	C Major Example
I	Major	Major 7th	C Major 7th
ii	Minor	Minor 7th	D Minor 7th
iii	Minor	Minor 7th	E Minor 7th
IV	Major	Major 7th	F Major 7th
V	Major	Dominant 7th	G Dominant 7th
vi	Minor	Minor 7th	A Minor 7th
vii	Diminished	Half Diminished	B Half Diminished


The major scale is a bright and cheerful-sounding scale that forms the basis of many popular songs. It consists of the root, second, third, fourth, fifth, sixth, and seventh notes (whole and half steps).

The Minor Scale



The minor scale, in contrast to the major scale, conveys a somber and emotional mood. It consists of the root, second, third, fourth, fifth, sixth, seventh, and eighth notes (whole and half steps).


Beginner Guitar Chords In Theory And Practice: Master Essential Beginner Guitar Chords, Progressions And



Scales And Discover Real Musicianship (Learn The Basic Guitar Chords Book 1) by Sean Laughton


★★★★☆ 4.4 out of 5

Language	: English
File size	: 5742 KB
Text-to-Speech	: Enabled
Enhanced typesetting	: Enabled
Word Wise	: Enabled
Print length	: 171 pages
Lending	: Enabled
Screen Reader	: Supported



Unscientific America: 11. Harris and Chomsky

In this chapter of "Unscientific America," Chris Mooney and Sheril Kirshenbaum explore the relationship between science and politics, focusing on...



The Ultimate Flight Attendant Essential Guide: A Comprehensive Handbook for Aspiring and Current Flight Attendants

If you're passionate about travel, meeting new people, and providing exceptional customer service, then a career as a flight attendant may be the perfect fit for you. Flight...

