


How to Get a Scholarship: The Ultimate Guide to Maximizing Your Financial Aid Opportunities

Embarking on your higher education journey should not be hindered by financial constraints. Scholarships offer a beacon of hope, providing students with the means to unlock their academic potential without the burden of overwhelming debt. This comprehensive guide will equip you with an arsenal of strategies and insider knowledge to navigate the scholarship landscape successfully, increasing your chances of securing the financial aid you deserve.



How to Get a Scholarship: Your Guide to Securing Scholarships For College by Captivating History

★★★★☆ 4.4 out of 5

Language : English
File size : 1029 KB
Text-to-Speech : Enabled
Enhanced typesetting : Enabled
Word Wise : Enabled
Print length : 44 pages
Lending : Enabled
Screen Reader : Supported



Step 1: Embark on a Targeted Scholarship Search

The key to scholarship success lies in strategic searching. Utilize reputable scholarship databases such as Fastweb, Scholarships.com, and CollegeBoard to uncover a wealth of opportunities tailored to your

academic profile, interests, and background. Consider joining scholarship matching services that connect you with scholarships that align with your unique strengths and aspirations.

Don't limit your search to just university or college scholarships. Explore local organizations, community foundations, and professional associations that may offer scholarships specific to your field of study or geographic location. Attend scholarship fairs and connect with university financial aid offices to stay informed about exclusive scholarship opportunities.

Step 2: Craft a Compelling Scholarship Application

Once you have identified potential scholarships, it's time to showcase your exceptional qualities through a well-crafted application. Devote ample time to each application, ensuring that you meet all the eligibility criteria and provide all the required materials, such as transcripts, essays, and letters of recommendation.

For scholarship essays, authenticity is paramount. Avoid generic or cookie-cutter responses. Instead, delve into your personal experiences, aspirations, and how the scholarship will empower you to achieve your academic goals. Showcase your unique voice, passion, and determination to leave a positive impact on society.

Step 3: Secure Strong Letters of Recommendation

Letters of recommendation serve as powerful endorsements that can significantly boost your scholarship application. Choose recommenders who can attest to your academic abilities, character, and leadership potential. Provide them with ample time to write a thoughtful and detailed letter that highlights your exceptional qualities.

Offer your recommenders a copy of your resume, transcript, and scholarship essay to provide them with context and inspiration. Clearly articulate the qualities you would like them to emphasize in their letters, but respect their insights and allow them to share their genuine perspectives.

Step 4: Leverage Your Network and Seek Mentorship

Don't underestimate the power of networking. Connect with scholarship providers, university staff, and professionals in your field to gain valuable insights and uncover hidden scholarship opportunities. Attend scholarship workshops and webinars to learn from experts and gain practical advice.

Consider seeking mentorship from individuals who have successfully navigated the scholarship process. Their guidance and support can prove invaluable, providing you with personalized advice and encouragement throughout your scholarship journey.

Step 5: Stay Organized and Track Your Progress

Managing multiple scholarship applications can be daunting. Stay organized by creating a spreadsheet or using a task management app to track your progress. Note application deadlines, submission requirements, and scholarship details. This will help you avoid missed opportunities and ensure that you submit complete and polished applications.

Keep a record of the scholarships you have applied for, along with the status of each application. This will enable you to follow up with scholarship providers if necessary and stay informed about upcoming scholarship deadlines.

Step 6: Embrace Rejection and Learn from Feedback

Not every scholarship application will be successful. Rejection is a common part of the scholarship process. Instead of becoming discouraged, view rejection as an opportunity for growth. Carefully review feedback from scholarship providers to identify areas where you can improve your applications for future opportunities.

Seek feedback from trusted sources, such as teachers, mentors, or scholarship advisors, to gain constructive criticism and refine your scholarship strategy. Remember, rejection is not a reflection of your worth or abilities, but rather an indication that there are other scholarships that may be a better fit for your profile.

Step 7: Explore Alternative Funding Options

While scholarships are a valuable source of funding, they may not be the only solution. Explore other financial aid options, such as grants, loans, and work-study programs. Investigate university financial aid packages and determine if you qualify for need-based or merit-based aid.


Consider crowdfunding platforms as an alternative means of raising funds for your education. Share your story and connect with potential donors who are passionate about supporting students like you.

Securing scholarships is a competitive but achievable endeavor. By following the strategies outlined in this comprehensive guide, you can maximize your chances of landing the financial aid you need to pursue your educational dreams. Remember, persistence, dedication, and a positive attitude are key ingredients for scholarship success. Embrace the journey, learn from setbacks, and never give up on your aspirations. The path to a

brighter future through higher education can be paved with scholarships, and with the right approach, you can make that dream a reality.

Additional Tips for Scholarship Success

- Start your scholarship search early.
- Customize your scholarship applications to each opportunity.
- Proofread your applications carefully before submitting them.
- Follow up with scholarship providers after submitting your applications.
- Don't give up if you don't receive a scholarship the first time you apply.
- Celebrate your successes and learn from your setbacks.



How to Get a Scholarship: Your Guide to Securing Scholarships For College by Captivating History


★★★★☆ 4.4 out of 5

Language : English
File size : 1029 KB
Text-to-Speech : Enabled
Enhanced typesetting : Enabled
Word Wise : Enabled
Print length : 44 pages
Lending : Enabled
Screen Reader : Supported

FREE


DOWNLOAD E-BOOK





Unscientific America: 11. Harris and Chomsky

In this chapter of "Unscientific America," Chris Mooney and Sheril Kirshenbaum explore the relationship between science and politics, focusing on...



The Ultimate Flight Attendant Essential Guide: A Comprehensive Handbook for Aspiring and Current Flight Attendants

If you're passionate about travel, meeting new people, and providing exceptional customer service, then a career as a flight attendant may be the perfect fit for you. Flight...