

Cat Training In 10 Minutes: A Comprehensive Guide by Miriam Fields Babineau


- **Sit:** To teach your cat to sit, hold a treat in front of its nose and slowly move it backwards over its head. As your cat follows the treat, its bottom will naturally lower into a sitting position. When its bottom touches the ground, say "sit" and give it the treat.
- **Stay:** Once your cat knows how to sit, you can teach it to stay. To do this, say "stay" and hold your hand out in front of its face. If your cat stays in place for a few seconds, give it a treat. Gradually increase the amount of time that you ask your cat to stay.
- **Come:** To teach your cat to come when called, say its name and then shake a treat bag. When your cat comes to you, give it the treat. Gradually increase the distance that you call your cat from.
- **Shake:** To teach your cat to shake, hold a treat in front of its paw and say "shake." Gently move your cat's paw up and down, and then give it the treat. Repeat this process until your cat starts to shake its paw on its own.
- **Roll over:** To teach your cat to roll over, hold a treat in front of its nose and slowly move it over its back. As your cat follows the treat, its body will naturally roll over. When it completes the roll, say "roll over" and give it the treat.
- **Play dead:** To teach your cat to play dead, hold a treat in front of its nose and slowly move it down towards the ground. As your cat follows

the treat, its body will naturally fall into a lying position. When it's lying down, say "play dead" and give it the treat.

In addition to tricks, you can also use training to modify your cat's behavior. For example, if your cat scratches furniture, you can teach it to scratch an appropriate scratching post instead. To do this, place the scratching post in a location where your cat likes to scratch. Every time your cat scratches the post, give it a treat. You can also spray the scratching post with catnip to make it more appealing to your cat.

With a little patience and positive reinforcement, you can train your cat to do a variety of tricks and behaviors. Just remember to keep the training sessions short and fun, and always reward your cat for its good behavior.

Miriam Fields Babineau is a certified animal behaviorist and trainer. She has over 20 years of experience working with animals, and she has written several books on animal training. Miriam is passionate about helping people build strong relationships with their pets.




Cat Training in 10 Minutes by Miriam Fields-Babineau

★★★★☆ 4.3 out of 5


Language : English
File size : 2367 KB
Text-to-Speech : Enabled
Screen Reader : Supported
Enhanced typesetting: Enabled
Print length : 142 pages



Cat Training in 10 Minutes by Miriam Fields-Babineau




★★★★☆ 4.3 out of 5
Language : English
File size : 2367 KB
Text-to-Speech : Enabled
Screen Reader : Supported
Enhanced typesetting : Enabled
Print length : 142 pages



Unscientific America: 11. Harris and Chomsky

In this chapter of "Unscientific America," Chris Mooney and Sheril Kirshenbaum explore the relationship between science and politics, focusing on...



The Ultimate Flight Attendant Essential Guide: A Comprehensive Handbook for Aspiring and Current Flight Attendants

If you're passionate about travel, meeting new people, and providing exceptional customer service, then a career as a flight attendant may be the perfect fit for you. Flight...