

Beginner Viola Theory for Children: An Introduction to Musical Notation and Technique

The viola is a beautiful and versatile instrument that can be enjoyed by children of all ages. With its rich, mellow sound, the viola is a great choice for playing in orchestras, chamber groups, and solo performances. If your child is interested in learning to play the viola, there are a few basic theory concepts that they will need to understand. In this article, we will discuss some of the most important beginner viola theory concepts, including musical notation, rhythm, and technique.

Musical notation is a system of symbols that musicians use to represent music. It includes notes, which indicate the pitch of a sound, and rhythms, which indicate the length of a sound. When learning to play the viola, it is important to be able to read musical notation so that you can accurately interpret the music that you are playing.

The notes on the viola are written on a staff, which is a set of five horizontal lines. The lines and spaces between the lines represent different pitches. The notes are named after the letters of the alphabet: A, B, C, D, E, F, and G. The notes are written on the staff according to their pitch, with the lowest notes written on and the highest notes written on the top line.



Beginner Viola Theory for Children, Book 3 by Mike Moyer

★★★★☆ 4.1 out of 5
Language : English
File size : 84414 KB
Screen Reader : Supported
Print length : 174 pages



In addition to notes, musical notation also includes symbols that indicate the rhythm of a piece of music. The most common rhythm symbols are the whole note, half note, quarter note, and eighth note. The whole note is the longest note, and the eighth note is the shortest note. The rhythm of a piece of music is determined by the combination of notes and rests that are used.

Rhythm is an important part of music. It refers to the pattern of beats and accents in a piece of music. When playing the viola, it is important to be able to accurately interpret the rhythm of the music that you are playing.

There are two main types of rhythm: simple rhythm and compound rhythm. Simple rhythm is characterized by a regular pattern of beats, while compound rhythm is characterized by a pattern of beats that is grouped into threes.

The most common simple rhythms are duple meter, triple meter, and quadruple meter. Duple meter is characterized by two beats per measure, triple meter is characterized by three beats per measure, and quadruple meter is characterized by four beats per measure.

The most common compound rhythms are triple compound meter and quadruple compound meter. Triple compound meter is characterized by three beats per measure, with each beat divided into three smaller beats.

Quadruple compound meter is characterized by four beats per measure, with each beat divided into three smaller beats.

Technique is an important part of playing the viola. It refers to the physical skills that are required to play the instrument. When playing the viola, it is important to use proper technique so that you can produce a clear, beautiful sound.


There are many different aspects of technique that are important for viola players. Some of the most important aspects include:

- **Bowing:** The bow is used to create sound on the viola. It is important to use proper bowing technique so that you can produce a clear, even sound.
- **Fingering:** The fingers are used to stop the strings on the viola. It is important to use proper fingering technique so that you can produce accurate notes.
- **Vibrato:** Vibrato is a technique that is used to add expression to the sound of the viola. It is important to use proper vibrato technique so that you can produce a smooth, controlled vibrato.

Beginner viola theory is a foundation that will help your child succeed in their musical journey. By understanding the basics of musical notation, rhythm, and technique, your child will be well-equipped to learn to play the viola and enjoy a lifetime of music-making.

- [Viola Lessons for Kids](#)
- [Viola Practice Tips for Beginners](#)

- [The Viola: A Guide for Beginners](#)



Beginner Viola Theory for Children, Book 3 by Mike Moyer

★★★★☆ 4.1 out of 5


Language : English

File size : 84414 KB

Screen Reader : Supported


Print length : 174 pages

X-Ray for textbooks : Enabled



Unscientific America: 11. Harris and Chomsky

In this chapter of "Unscientific America," Chris Mooney and Sheril Kirshenbaum explore the relationship between science and politics, focusing on...



The Ultimate Flight Attendant Essential Guide: A Comprehensive Handbook for Aspiring and Current Flight Attendants

If you're passionate about travel, meeting new people, and providing exceptional customer service, then a career as a flight attendant may be the perfect fit for you. Flight...