


A Comprehensive Guide to Improvisation in the Large Ensemble and Music Classroom

Improvisation is a powerful tool that can be used to enhance students' musical skills, creativity, and confidence. When students improvise, they are not only learning how to play music, but they are also developing their ability to think critically, problem-solve, and communicate. Improvisation can be used in a variety of musical settings, including large ensembles and music classrooms.



Music Discovery: Improvisation for the Large Ensemble and Music Classroom by Daniel J. Healy

★★★★★ 5 out of 5

Language	: English
File size	: 14905 KB
Text-to-Speech	: Enabled
Enhanced typesetting	: Enabled
Word Wise	: Enabled
Lending	: Enabled
Screen Reader	: Supported
Print length	: 218 pages



Improvisation in the Large Ensemble

Improvisation can be a great way to add excitement and variety to large ensemble performances. When students improvise, they can create unique and memorable musical moments that will engage the audience.

There are a few things to keep in mind when improvising in a large ensemble. First, it is important to be aware of the overall sound of the ensemble. Students should not improvise in a way that will disrupt the balance or flow of the music. Second, it is important to be respectful of other students. Students should not improvise over the top of others or try to dominate the performance.

With a little planning and preparation, improvisation can be a great way to enhance the performance of any large ensemble. Here are a few tips for improvising in a large ensemble:

- Start by listening to the overall sound of the ensemble. This will help you to understand the style and feel of the music and how your improvisation can fit in.
- Choose a simple melody or riff to start with. This will help you to get comfortable with the process of improvisation and to avoid getting lost.
- Don't be afraid to make mistakes. Everyone makes mistakes when improvising. The important thing is to keep playing and to learn from your mistakes.
- Be respectful of other students. Don't improvise over the top of others or try to dominate the performance.

Improvisation in the Music Classroom

Improvisation can also be a valuable teaching tool in the music classroom. By improvising, students can learn about music theory, composition, and performance in a hands-on way. Improvisation can also help students to develop their creativity, confidence, and communication skills.

There are many different ways to incorporate improvisation into the music classroom. Here are a few ideas:

- Start by having students improvise simple melodies or riffs. This will help them to get comfortable with the process of improvisation and to understand the basic elements of music.
- Once students are comfortable with improvising melodies, you can start to introduce more complex elements, such as harmony, rhythm, and form.
- Use improvisation as a way to teach students about different musical styles. For example, you could have students improvise in the style of jazz, blues, or rock.
- Use improvisation as a way to help students develop their creativity. For example, you could have students improvise a piece of music based on a story, a poem, or a painting.


Assessment of Improvisation

Assessing improvisation can be a challenge, but it is important to provide students with feedback on their progress. Here are a few ways to assess improvisation:

- Use a rubric to assess students' improvisation skills. This will help you to be objective and consistent in your assessment.
- Have students record their improvisations. This will allow you to listen to them later and provide feedback.
- Have students perform their improvisations for the class. This will give them an opportunity to share their work with others and to receive

feedback from their peers.

Improvisation is a powerful tool that can be used to enhance students' musical skills, creativity, and confidence. When students improvise, they are not only learning how to play music, but they are also developing their ability to think critically, problem-solve, and communicate. Improvisation can be used in a variety of musical settings, including large ensembles and music classrooms.




Music Discovery: Improvisation for the Large Ensemble and Music Classroom by Daniel J. Healy

★★★★★ 5 out of 5


Language : English
File size : 14905 KB
Text-to-Speech : Enabled
Enhanced typesetting : Enabled
Word Wise : Enabled
Lending : Enabled
Screen Reader : Supported
Print length : 218 pages





Unscientific America: 11. Harris and Chomsky

In this chapter of "Unscientific America," Chris Mooney and Sheril Kirshenbaum explore the relationship between science and politics, focusing on...



The Ultimate Flight Attendant Essential Guide: A Comprehensive Handbook for Aspiring and Current Flight Attendants

If you're passionate about travel, meeting new people, and providing exceptional customer service, then a career as a flight attendant may be the perfect fit for you. Flight...